

DENNIS THE MENACE BONUS MAGAZINE SERIES



WARNER

DENNIS THE MENACE

No. 147

and

35c

MR. WILSON AND HIS GANG

1954

at

Christmas

By HANK KETCHAM



HAPPY HUMBUG



WE WISH YOU A MERRY CHRISTMAS, WE WISH YOU A MERRY CHRISTMAS, AND A HAPPY NEW YEAR...

COME IN FOR SOME HOT CHOCOLATE, CHILDREN!

GOOD GRIEF!


LIKE THEY SAY IN ITALY... BUON NATALE!


BAH! HUMBUG!

OKAY! HAPPY HUMBUG TO YOU, TOO!












Double Dennis

WASN'T THAT A *BEAUTIFUL* IDEA MR. WILSON HAD ABOUT CHRISTMAS GIVING?



YEAH... I
GUESS SO.

IT CERTAINLY MAKES
IT EASY FOR YOU TO KNOW
WHAT TO GIVE *ME* FOR
CHRISTMAS.



YEAH?
WHAT?

YOURSELF!

HEY!





YES, YOU'RE
MINE... MINE...
MINE!

I DON'T
THINK
THAT'S
THE
IDEA!




MR. WILSON SAID
THE BEST PRESENT
IS YOURSELF!

BUT MRS. WILSON
SAID IT SHOULD BE
SOMETHIN' I THOUGHT
OF! SOMETHIN' I
MADE! SOMETHIN'
I KNOW YOU WANT!




YOU KNOW
WHAT I WANT!

YEAH... BUT
LEMMIE SEE
WHAT I
WANNA
GIVE YA!



BOY! THIS IS
A LOT TOUGHER
THAN PICKIN'
OUT PRESENTS
AT THE STORE!





I HOPE YOU GOT SOME STUFF I NEED MOM!

WHAT'S GOT INTO HIM?

SOME STRANGE NEW FORM OF CHRISTMAS SPIRIT, I GUESS!



DENNIS! TELL ME WHAT YOU WANT!

JUST SOME OLD CLOTHES!



YEAH... HERE'S SOMETHIN'

ANYTHING YOU WORE JUST ONCE IS OLD




CAN I USE THESE OLD TOWELS?

YES, BUT WHAT...?



IS THIS BALL ABOUT MY SIZE?

WHAT DO YOU MEAN... YOUR SIZE?







TRICKY TOMMY
















Junior JOEY








Margaret's Mystery










HOW WOULD **THIS** BE FOR DENNIS?

VERY NICE, BUT I MENTIONED THAT BEFORE.



NOT LIKE **THIS** YOU DIDN'T!

WHAT...?



THIS COLORED CELLOPHANE IS JUST THE THING!

JUST THE THING FOR **WHAT**?



AND WHAT WOULD WE DO WITHOUT **STICKY TAPE**?

I DON'T KNOW WHAT YOU'RE DOING WITH IT!




DO YOU THINK HE'LL LIKE IT?

IT CERTAINLY IS **ESPECIALLY** FOR HIM!



YOU MIGHT CALL IT A LABOR OF LOVE!

I NEVER HEARD OF A PRESENT A PERSON CAN'T HOLD OR TOUCH!



SO, THAT NIGHT...

AND GOD BLESS
JOEY AN' TOMMY AN'
GINA AN' MOM AN' DAD.

YOU
FORGOT
MARGARET.

OKAY... BUT I SHOULDN'T
GOD-BLESS HER. SHE
WAS S'POSED TO
GIVE ME MY
CHRISTMAS
PRESENT TONIGHT
AN' SHE DIDN'T!

A PRESENT...
TONIGHT?

I GAVE HER A
PRESENT OF
ME... YA THINK
SHE'D WORK
OUT SOMETHIN'.

WELL, DON'T
WORRY
ABOUT
IT.

LOOK! SHE DID
MAKE YOU A
PRESENT...JUST
FOR YOU!

HUH?

THANKS,
MARGARET!

End

WILSON'S WINTER WONDERLAND



NOW, WHAT'S THE *ONE THING* HE WOULD LIKE ABOVE EVERYTHING *ELSE* ?

YA MEAN MORE THAN PEACE AN' QUIET ?

I KNOW ! BE RIGHT BACK !

HERES WHAT HED LIKE - STUFF TO MAKE HIS *GARDEN* GROW !

KOFF!
KOFF!
EING!

DENNIS HE CANT WORK IN HIS GARDEN IN THE MIDDLE OF THE WINTER.

HE CAN DREAM, CANT HE ?

YES ! THATS IT HED LOVE TO THINK ABOUT GARDENING IN THE MIDDLE OF WINTER.

LETS ALL GET MR. WILSON SOMETHING FOR HIS GARDEN !







HAPPY CHRISTMAS
DEAR-FROM ALL OF US!

AN' HAPPY
GARDENING
TOO!



THIS IS THE
HAPPIEST
CHRISTMAS
OF MY LIFE!

CHEER
UP, MR.
WILSON!




LIKE YOU ALWAYS
SAY HAPPY HUMBUG!

SNIFF.

END

MAKE YOUR FRONT WINDOW INTO THIS "STAINED GLASS" WINDOW THIS CHRISTMAS.

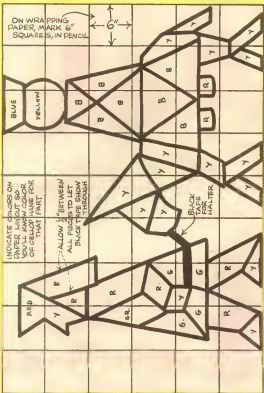


LIKE COLORED GLASS, LIGHT SHINES THROUGH THIS SCENE OF JOSEPH LEADING DONKEY WITH MARY, LOOKING FOR A PLACE FOR JESUS TO BE BORN.

YOU WILL NEED:


1. 4 ROLLS OF COLORED CELLOPHANE SHEET GIFT-WRAP (THE KIND YOU CAN SEE THROUGH) 24" WIDE. 1 ROLL YELLOW (GOLD) 1 ROLL BLUE, 1 ROLL RED, 1 ROLL GREEN.
2. A ROLL OF BLACK PHOTOGRAPHER'S TAPE 1" WIDE. (FROM CAMERA SHOP)
3. BROWN WRAPPING PAPER 4 FT. LONG, 3 FT. HIGH ONE PIECE OR TAPED TOGETHER.
4. SCISSORS FOR PAPER, RAZOR KNIFE FOR CELLOPHANE CHALK. PENCIL. YARDSTICK - STRAIGHTEDGE.

DESIGN FOR "STAINED GLASS" WINDOW.
 TRANSFER THIS TO WRAPPING PAPER
 FOUR FEET LONG, THREE FEET HIGH.




THE METHOD:

LAY OUT YOUR WRAPPING PAPER, 4 FT. LONG,
3 FT. HIGH AND MARK IT OUT IN 6 INCH
SQUARES. THEN...



... LOOK AT OUR DESIGN AND COPY IT... SQUARE
BY SQUARE, ON YOUR PAPER.

- WHEN DESIGN IS FINISHED, STICK IT ON YOUR
WINDOW (INSIDE HOUSE) THEN GO OUTSIDE
AND TRACE OUTLINE OF DESIGN ON WINDOW
WITH CHALK.




BACK IN HOUSE, TAKE DOWN PAPER DESIGN AND START TO CUT "JOSEPH" PIECES. LAY EACH PIECE ON CELLOPHANE AND CUT TO SHAPE WITH RAZOR KNIFE ON A BREADBOARD. TRIM ALL INSIDE PIECES $\frac{1}{4}$ " TO ALLOW BLACK TAPE TO SHOW THROUGH.



STICK EACH PIECE TO WINDOW - FOLLOWING CHALK OUTLINE - WITH STAMP-SIZE BITS OF CLEAR CELLO-TAPE, THEN STICK DOWN WITH BLACK STICKY TAPE -

LIKE THIS:





HERE'S A CHRISTMAS BOOK YOU CAN MAKE!



IT'S SIMPLE! JUST...

1. CUT OUT THE FOLLOWING 12 PAGES ON DASH LINES. KEEP THEM IN THAT ORDER!
2. FOLD IN THE MIDDLE.
3. STAPLE THEM DOWN THE MIDDLE - TAKE A LOOK AT HOW THIS COMIC BOOK IS STAPLED.
4. GIVE OR MAIL TO SOMEONE SPECIAL. (DON'T FORGET TO SIGN YOUR NAME ON THE INSIDE COVER!)

